


# TRIUMPH® 4815

Powerful, semi-automatic cutter with electric blade drive, manual spindle clamp, and EASY CUT blade activation.

Cutting width, inches	18 5/8
Cutting height, inches	3
Narrow cut, inches	1
Length behind blade, inches	18



Comprehensive SCS safety package: patented EASY CUT electronic blade activation bars for true two-hand operation; transparent, electronically controlled front safety guard; safety cover on rear table; main switch and safety lock with key; 24 volt controls (low voltage); patented IDEAL safety drive; automatic blade return from every position; disc brake for instant blade stop; blade changing device covers cutting edge of blade; blade depth adjustment from outside of machine; blade and cutting stick can be changed without removing covers.

Ergonomic, 37 inch working height. Electric blade drive. Spindle-guided back gauge with calibrated crank. Front table digital display (cm or inches) for precise back gauge positioning. Bright, LED optical cutting line. Adjustable back gauge with narrow separations and plastic gliders. Manual spindle clamp is guided on both sides to apply even pressure along entire cutting width. Dual side guides on front and rear tables. High quality, German steel blade. Solid steel blade carrier and adjustable blade guides. All-metal construction. Includes stand with storage shelf, easy-access tool holder, and paper blocking tool. Optional side tables increase work surface.

## Specifications

Electrical requirements	115 V, 60 Hz
Motor output, horsepower	1.5
Dimensions (D x W x H), inches	41 1/2 x 30 <sup>1</sup> x 55 1/2
Shipping weight, pounds	556 <sup>2</sup>

<sup>1</sup>width with side tables is 53 inches

<sup>2</sup>shipping weight with side tables is 576 pounds



Olmedo Badía S.A. de C.V.

[www.olmedobadia.com](http://www.olmedobadia.com)

[info@olmedobadia.com](mailto:info@olmedobadia.com)

Tel. (55)5557-0397

[WWW.MBMCORP.COM](http://WWW.MBMCORP.COM)

TEL: 800-223-2508

[WWW.IDEAL-MBM.COM](http://WWW.IDEAL-MBM.COM)

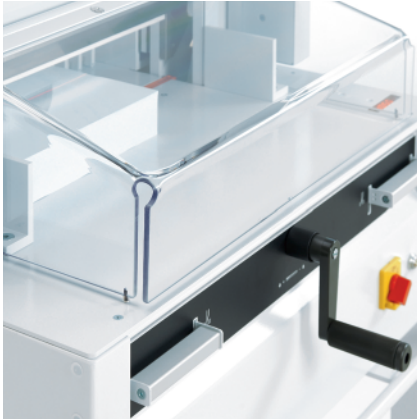
TEL: 800-387-2528

**MBM**  
CORPORATION

**IDEAL.MBM**  
CORPORATION

# TRIUMPH® 4815

## Features



### TRANSPARENT SAFETY GUARD

A cut can only be executed if the hinged, electronically controlled safety guard is in the closed position.




### BACK GAUGE HAND CRANK

The calibrated hand crank is used to set the spindle-guided back gauge. The LED display ensures precise positioning.



### EASY CUT BLADE ACTIVATION BARS

Patented EASY CUT blade activation bars ensure true, two-hand operation.



### OPTICAL CUTTING LINE

A bright, LED optical cutting line indicates the exact position of cut and helps to perfectly position trim marks.



### TOOL HOLDER

Convenient, drop-in tool holder is located on the rear of the machine and keeps all tools necessary for routine maintenance (including blade changes) within reach.



### SAFE BLADE CHANGES

Blade changes can be made without removing the machine covers. The handy blade changing device covers the cutting edge of blade.



Olmedo Badía S.A. de C.V.  
www.olmedobadia.com  
info@olmedobadia.com  
Tel. (55)5557-0397