



Olmedo Badía S.A. de C.V.  
 www.olmedobadia.com  
 info@olmedobadia.com  
 Tel. (55)5557-0397

# Martin Yale® 1611 Paper Folder



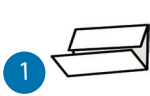
**1611**  
 Folds  
 3.5" x 5" to 8.5" x 14"  
 Fold Weights  
 16# Bond to 90# Text  
 60 gsm to 131 gsm  
 Manual set up of fold tables

Fold Types: **1 2 3 4 5 7**

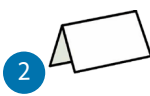
1611

- Great to use in mailrooms, offices, churches, schools, businesses and associations
- Operates at a speed of up to 9,000 sheets per hour
- Easy to use, high speed folding machines for large mail rooms, associations and offices
- Feed table has a capacity of 150 sheets of 20lb bond paper
- Automatic feeding, folding and stacking documents
- Enhanced precision paper skew adjustment to keep folds crisp and accurate
- Will fold stapled sets up to 5 sheets using manual bypass

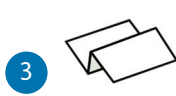
Letter Fold



Half Fold



Z-Fold



Double Parallel Fold



Gate Fold



Engineering Fold



Church Fold



Martin Yale® Model #		1611
Benchmark Speed	sheets/hr	9,000
Standard paper size	inch cm	3.5 x 5 to 8.5 x 14 A4, A5
Paper Weight		60 gsm to 131 gsm 16# Bond to 90# Text
Manual Paper Feed	up to sheets	5
Feed Tray Capacity	up to sheets	150
Power	volts	115/230
Dimensions	W x D x H approx. inch cm	21 x 15.5 x 13.2 53 x 39 x 34
Weight	approx. ounces/lbs	40 lbs.

Martin Yale Industries, LLC  
 251 Wedcor Avenue Wabash, IN 46992  
 Phone: 800.225.5644 Fax: 260.563.4575  
 www.martinyale.com

Product Information